


CAPRICORN COLLECTION  
CANVAS WORK SCISSOR WEIGHT



- STITCH KEY**
- \* Smyrna Stitch
  - ◁ Eyelet Stitches
  - ∕∕ Mosaic Stitch
  - ⊗ Woven Cross
  - ◇ French Stitch
- NB. Each line on the chart represents one canvas thread.

**INSTRUCTIONS**

Both sides are stitched on the one piece of canvas with two canvas threads left unstitched between each side. Beginning at one of the centre rows, stitch the Smyrna stitch around one side. Work the motifs inside this square. Stitch the other side in the same manner.

Next, make a Twisted Cord as follows:- Take 2 lengths of thread and knot each end together, forming a continuous loop. Place one end over a hook or have a friend hold a pencil in the loop. Place a pencil in the loop at the other end and rotate the pencil twisting the thread until it begins to double back on itself. Remove both ends from pencil and hold together while letting the threads twist together.

**TO MAKE UP:-** Trim excess canvas, leaving 4-5 threads beyond the Smyrna stitch rows. Turn this seam allowance to the wrong side with one canvas thread showing on top. Fold the two side together and beginning with the already joined side, work a row of Long-armed Cross stitch. Work around the next two sides, stitching through the exposed canvas thread on each side. Attach the two ends of the twisted cord at one of the corners. Before joining the last side together, fill with polyfill and the weight provided.

**Eyelets**

Work straight or diagonal stitches, coming up at numbers and down into the same hole.



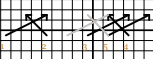
**Mosaic Stitch**

Small diagonal stitches worked over one, then two thread intersections.



**Long-armed Cross**

A plait like stitch consisting of one diagonal stitch

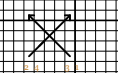


worked over 4 threads wide by 2 high and the next over 2 by 2.

Copyright© Silkstone Design 2009

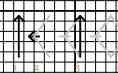
**Woven Cross**

Work a complete cross stitch, then work an identical one on top with the last leg woven under the first leg of the first cross.



**French Stitch**

Consists of 2 straight stitches worked in the same hole over 4 threads, each one anchored to the next but one vertical threads (left and right) with a small horizontal stitch.



**Smyrna Stitch**

Work a diagonal cross over 2 by 2 threads, then stitch an upright cross on top of it.

